

NEW! READY-TO-INSTALL
DALI-2 DETECTORS

FLAT IS **ESY**, BECAUSE IT REPRESENTS MAXIMUM PERFORMANCE WITH SLIM DESIGN

**FLAT SERIES PRESENCE AND
MOTION DETECTORS**



KNX

DALI 2

PERFORMANCE FOR SIMPLICITY

ESYLUX GmbH & Co. KG | sales@esylux.com | www.esylux.com

OUTSTANDINGLY FLAT

6 MILLIMETRES: EFFICIENCY DOES NOT NEED MORE HEIGHT

With the presence and motion detectors from the FLAT series, there is finally something to shout about when it comes to room aesthetics: The housing and lenses are flattened to achieve a height of just 6 mm when surface-mounted on ceilings for a discreet look. The clear lines also fit seamlessly into even the most challenging room architecture. Your planning freedom therefore knows no limits.

If you are searching for a first-class range of designs, you will always find the perfect variety with the ultra-flat FLAT detectors, available in white or black in a choice of round or square contours. As well as variants with plug-and-play connection for exceptionally easy installation!



AUTOMATICALLY EFFICIENT

EFFICIENT AUTOMATION SAVES COSTS

The FLAT detectors not only save height, they also save costs: because they only use light where someone is actually present. This significantly reduces energy consumption. The one-part detectors also guarantee simple installation and the durable quality makes the automation solution maintenance-free.

MINIMUM INSTALLATION DEPTH AND MOUNTING HEIGHT

The presence and motion detectors of the FLAT series are ideal for use in indoor areas and even close to doors thanks to their minimal installation height of just 6 mm. The low overall height of the power box results in an installation depth of only 24 mm, leaving plenty of space for quick and simple wiring.

POWERFUL DETECTION

Despite its flat lens, the FLAT series also demonstrates high output in detection: The average range of the passive infrared sensor system is more than 8 m with a detection angle of 360° at an installation height of 2.5 to 3 m. This means that a large workspace with a variety of different movement processes can be covered by a single detector.

Several detectors can easily be connected in parallel for an even greater range thanks to push terminals with a through-wiring function. The switch-off delay time is flexible and can easily be adjusted via the infrared remote control or using the ESY-Pen and ESY-App.

THREE FIELDS OF DETECTION FOR OPTIMUM ROOM COVERAGE

Operating area up to 4 m Ø

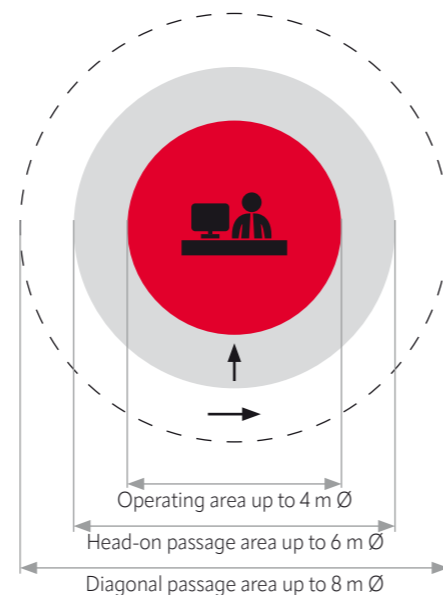
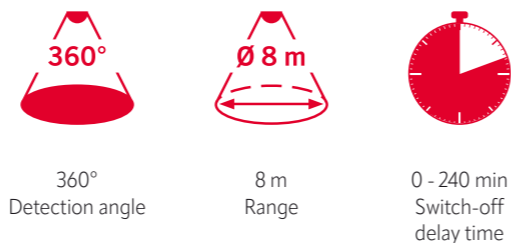
- High-precision detection of small movements
- Ideal over workplaces

Head-on passage area up to 6 m Ø

- Field of detection of walking movements
- In all directions
- Ideal for the area between desks

Diagonal passage up to 8 m Ø

- Detection of walking movements across the detector
- Ideal for the edges of office space



ALSO HIGHLY VERSATILE INSTALLATION OPTIONS

The white, round FLAT detectors are also available as FLAT LARGE detectors (104 mm Ø) for larger flush-mounted boxes and offer an additional installation option in the form of the C IP20 surface-mounted box. Installation is so easy with the ready-to-install detectors for DALI-2 and KNX (FM) – and so is using the FLAT MOUNTING SET IP20 FM!



FLAT MOUNTING SET IP20 FM



COMPACT MOUNTING BOX



PD-FLAT 360i/8 LARGE ROUND WHITE with
COMPACT MOUNTING BOX IP20 SM WH



PD-FLAT 360i/8 RW WAGO WINSTA CodeA



PD-FLAT-E 360i/8 RW WIELAND GST18

CONNECT. SAVE. DONE.

Time-saving solutions are becoming increasingly important for electricians, especially in times of high demand and a lack of skilled workers. This is why the FLAT series also includes presence and motion detectors with pluggable connections – for greater energy efficiency via plug-and-play and installation that is both safe and trouble free.

YOUR ADVANTAGES AT A GLANCE

- Simple and safe plug-and-play installation
- Error-free thanks to colour and mechanical coding
- Can also be installed by untrained individuals
- Very flexible conversion
- Tried-and-tested ESYLUX high-quality sensor technology

EASY WITH DALI

The DALI industry standard represents simple planning and installation and ensures optimal control and dimming, particularly for LED lighting. The FLAT series offers presence detectors with a simple broadcast mode without addressing, and with a field of detection that can be expanded at any time through master-slave combinations. As an addition, the DALI actuator from ESYLUX enables switching of conventional consumers, such as ventilation!

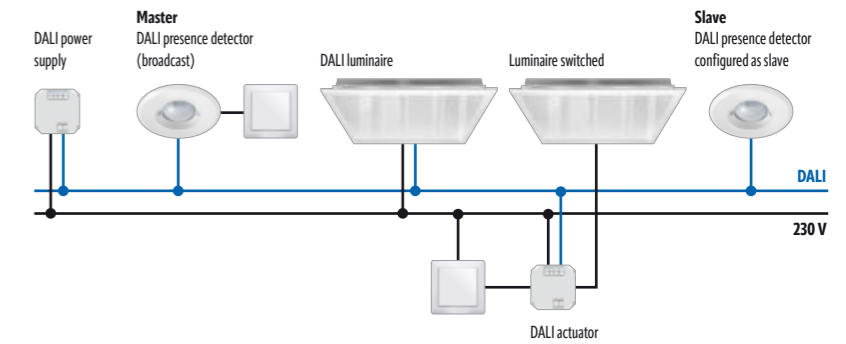
DALI-2 FOR INTEROPERABILITY OF DEVICES FROM DIFFERENT MANUFACTURERS

Its subsequent development into DALI-2 now also guarantees interoperability of devices from different manufacturers, meaning that project managers can put together a solution made up of best-in-class devices. The BMS presence detectors for DALI-2 are suitable for use as input devices for ESYLUX light control systems and for use in building management systems. With motion sensor system, light sensor system and push button input, the most important input devices are combined in a single housing!

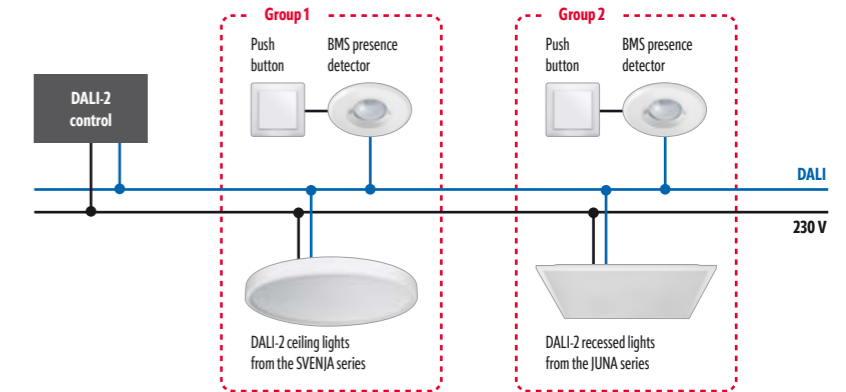
YOUR ADVANTAGES AT A GLANCE

- Also available as a set including DALI bus power supply (e.g. PD-FLAT 360i/8 ROUND WHITE DALI SET)
- DALI broadcast for easy commissioning, independent configuration of the electronic ballast
- Field of detection can be extended using master-slave communication
- HVAC control with DALI actuator from ESYLUX
- Input for conventional switches
- BMS presence detectors for DALI-2 as input devices for ESYLUX light control systems or building management systems

BROADCAST LIGHT CONTROL WITH DALI PRESENCE DETECTOR AND DALI ACTUATOR



CONTROL INDIVIDUAL GROUPS WITH DALI-2 PRESENCE DETECTORS



Product group / product name	Item no.	Sensing range	Detection range	Installation type	Number of light channels	Function	Constant lighting control	Lighting push button input	Number of HVAC channels	HVAC switch input	Protection type	Dimensions (mm)	Core portfolio	New
Presence detectors / ceiling mounting														
DALI														
PD-FLAT 360i/8 ROUND WHITE DALI (white, similar to RAL 9010)	EP10427541	360°	Ø 8 m	FM	1	Switching/ regulate	•	1	2*	IP20	Ø 94, H 30		•	
PD-FLAT 360i/8 SQUARE WHITE DALI (white, similar to RAL 9010)	EP10427558	360°	Ø 8 m	FM	1	Switching/ regulate	•	1	2*	IP20	L 77, W 77, H 30		•	
PD-FLAT 360i/8 ROUND BLACK DALI (black, similar to RAL 9004)	EP10427916	360°	Ø 8 m	FM	1	Switching/ regulate	•	1	2*	IP20	Ø 94, H 30		•	
PD-FLAT 360i/8 LARGE ROUND WHITE DALI SET (white, similar to RAL 9010)	EP10428661	360°	Ø 8 m	FM	1	Switching/ regulate	•	1	2*	IP20	Ø 104, H 30		•	
PD-FLAT 360i/8 ROUND WHITE DALI SET (white, similar to RAL 9010)	EP10428708	360°	Ø 8 m	FM	1	Switching/ regulate	•	1	2*	IP20	Ø 94, H 30		•	
PD-FLAT 360i/8 SQUARE WHITE DALI SET (white, similar to RAL 9010)	EP10428715	360°	Ø 8 m	FM	1	Switching/ regulate	•	1	2*	IP20	L 77, W 77, H 30		•	
DALI-2														
PD-FLAT 360/8 SW BMS DALI-2 (white, similar to RAL 9010)	EP10423024**	360°	Ø 8 m	FM	1	Send values		1		IP20	L 77, W 77, H 30		•	
PD-FLAT 360/8 RW BMS DALI-2 (white, similar to RAL 9010)	EP10423031**	360°	Ø 8 m	FM	1	Send values		1		IP20	Ø 94, H 30		•	
PD-FLAT-L 360/8 RW BMS DALI-2 (white, similar to RAL 9010)	EP10423055**	360°	Ø 8 m	FM	1	Send values		1		IP20	Ø 104, H 30		•	
PD-FLAT 360/8 LARGE ROUND WHITE BMS FM DALI-2 (white, similar to RAL 9010)	EP10423215**	360°	Ø 8 m	RM	1	Send values		1		IP20	Ø 104, H 76		•	
PD-FLAT 360/8 ROUND WHITE BMS FM DALI-2 (white, similar to RAL 9010)	EP10423208**	360°	Ø 8 m	RM	1	Send values		1		IP20	Ø 94, H 76		•	
PD-FLAT 360/8 RW BMS DALI-2 WINSTA Codel (white, similar to RAL 9010)	EP10428869**	360°	Ø 8 m	RM	1	Send values		1		IP20	Ø 94, H 76		•	

* With additional DALI actuator ACTUATOR C3/C4 DALI as an accessory. ** Push-button input (light) also suitable for HVAC functions.

DURABLE WITH 230 V

Around the world, LEDs are increasingly becoming the most popular illuminant, and presence and motion detectors make optimal use of their long service life through demand-based switching. To protect the relay from the high in-rush currents from the LEDs and thus ensure their own durability, all 230 V variants of the FLAT series use protective zero-cross switching.

PLUG-AND-PLAY INSTALLATION

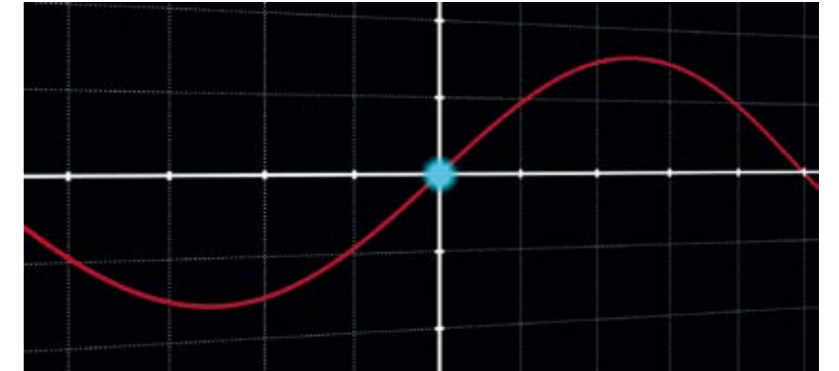
FLAT variants with WAGO WINSTA or WIELAND GST18i3 connections enable particularly fast and safe installation. The ready-to-use connections provide a simple plug-and-play solution – saving time and money, and not just in times of high demand and a lack of skilled workers.



YOUR ADVANTAGES AT A GLANCE

- Zero-cross switching for switching behaviour that protects the relay
- Field of detection can be extended using parallel wiring
- Includes push button input
- Variants with WAGO-WINSTA® connection
- Variants with PD-FLAT mounting box and pre-assembled GST18i3 inlet and outlet available

ZERO-CROSS SWITCHING FOR HIGH IN-RUSH CURRENTS TO PROTECT THE RELAY



Product group / product name	Item no.	Sensing range	Detection range	Installation type	Number of light channels	Function	Constant lighting control	Lighting push button input	In-rush current	Number of HVAC channels	HVAC switch input	Protection type	Dimensions (mm)	Core portfolio
Motion detector / ceiling mounting														
ON/OFF														
MD-FLAT 360i/8 RW WAGO WINSTA CodeA (white, similar to RAL 9010)	EP10424861	360°	Ø 8 m	RM	1	Switching	1	1	78 A / 5 µs	IP20	Ø 94, H 76,5			•
MD-FLAT-E 360i/8 RW WIELAND GST18 (white, similar to RAL 9010)	EP10427862	360°	Ø 8 m	RM	1	Switching	1	1	78 A / 5 µs	IP20	Ø 94, H 76,5			•
MD-FLAT 360i/8 ROUND WHITE (white, similar to RAL 9010)	EP10427886	360°	Ø 8 m	FM	1	Switching	1	1	78 A / 5 µs	IP20	Ø 94, H 30			•
MD-FLAT 360i/8 SQUARE WHITE (white, similar to RAL 9010)	EP10427893	360°	Ø 8 m	FM	1	Switching	1	1	78 A / 5 µs	IP20	L 77, W 77, H 30			•
MD-FLAT 360i/8 ROUND BLACK (black, similar to RAL 9004)	EP10428074	360°	Ø 8 m	FM	1	Switching	1	1	78 A / 5 µs	IP20	Ø 94, H 30			•
MD-FLAT 360i/8 SQUARE BLACK (black, similar to RAL 9004)	EP10428081	360°	Ø 8 m	FM	1	Switching	1	1	78 A / 5 µs	IP20	L 77, W 77, H 30			•
MD-FLAT-E 360i/8 ROUND WHITE (white, similar to RAL 9010)	EP10428548	360°	Ø 8 m	RM	1	Switching	1	1	78 A / 5 µs	IP20	Ø 94, H 76			•
MD-FLAT 360i/8 LARGE ROUND WHITE (white, similar to RAL 9010)	EP10428609	360°	Ø 8 m	FM	1	Switching	1	1	78 A / 5 µs	IP20	Ø 104, H 30			•
MD-FLAT 360i/8 LARGE ROUND BK (black, similar to RAL 9004)	EP10428746	360°	Ø 8 m	FM	1	Switching	1	1	78 A / 5 µs	IP20	Ø 104, H 30			•
Presence detectors / ceiling mounting														
ON/OFF														
PD-FLAT 360i/8 RW WAGO WINSTA CodeA (white, similar to RAL 9010)	EP10424878	360°	Ø 8 m	RM	1	Switching	1	1	78 A / 5 µs	IP20	Ø 94, H 76,5			•
PD-FLAT-E 360i/8 RW WIELAND GST18 (white, similar to RAL 9010)	EP10427879	360°	Ø 8 m	RM	1	Switching	1	1	78 A / 5 µs	IP20	Ø 94, H 76,5			•
PD-FLAT 360i/8 SQUARE WHITE (white, similar to RAL 9010)	EP10427923	360°	Ø 8 m	FM	1	Switching	1	1	78 A / 5 µs	IP20	L 77, W 77, H 30			•
PD-FLAT 360i/8 ROUND WHITE (white, similar to RAL 9010)	EP10427930	360°	Ø 8 m	FM	1	Switching	1	1	78 A / 5 µs	IP20	Ø 94, H 30			•
PD-FLAT 360i/8 SQUARE BLACK (black, similar to RAL 9004)	EP10427947	360°	Ø 8 m	FM	1	Switching	1	1	78 A / 5 µs	IP20	L 77, W 77, H 30			•
PD-FLAT 360i/8 ROUND BLACK (black, similar to RAL 9004)	EP10427954	360°	Ø 8 m	FM	1	Switching	1	1	78 A / 5 µs	IP20	Ø 94, H 30			•
PD-FLAT-E 360i/8 ROUND WHITE (white, similar to RAL 9010)	EP10428555	360°	Ø 8 m	RM	1	Switching	1	1	78 A / 5 µs	IP20	Ø 94, H 76			•
PD-FLAT 360i/8 LARGE ROUND WHITE (white, similar to RAL 9010)	EP10428623	360°	Ø 8 m	FM	1	Switching	1	1	78 A / 5 µs	IP20	Ø 104, H 30			•
PD-FLAT 360i/8 LARGE ROUND BK (black, similar to RAL 9004)	EP10428753	360°	Ø 8 m	FM	1	Switching	1	1	78 A / 5 µs	IP20	Ø 104, H 30			•

VARIABLE WITH KNX

KNX is known for offering a high level of control options, so it is no surprise that KNX designs in the FLAT series also offer extensive configuration options. No fewer than 47 communication objects are available for this, enabling features such as daylight-dependent constant lighting control even without a detected presence, as well as a night-light feature with a choice of seven different colours.

TWO LIGHT CHANNELS WITH EFFICIENT OFFSET

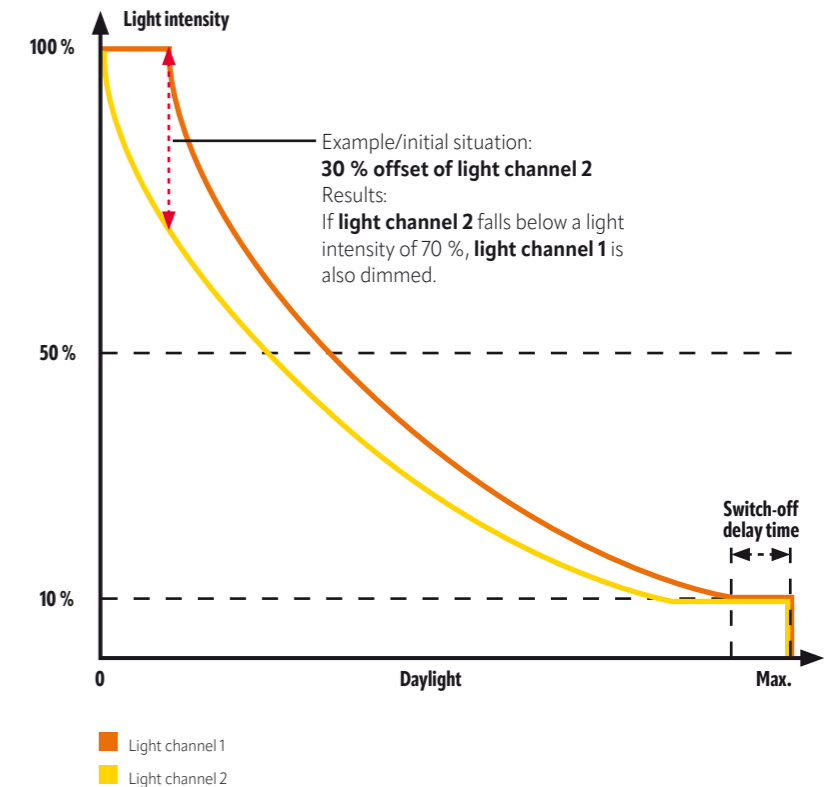
Particularly in rooms with only one bank of windows, users also benefit from lighting control with two broadcast channels: An offset between two channels enables the lights close to the window to dim even if 100 % illuminance is still required in the area of the room furthest from the window. This creates optimal lighting conditions while improving energy efficiency.

YOUR ADVANTAGES AT A GLANCE

- Extensive individual configuration options from 47 communication objects
- Constant lighting control can also be non-presence-dependent
- Detector can be configured as master or slave
- Two orientation levels
- Night-light feature with 7 selectable colours
- Separate presence detector in the KNX system

KNX

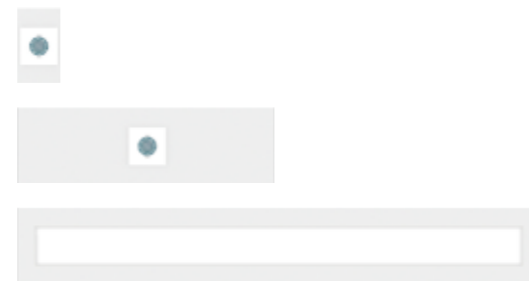
TWO-CHANNEL LIGHT CONTROL WITH OFFSET



Product group / product name	Item no.	Sensing range	Detection range	Installation type	Number of light channels	Function	Constant lighting control	Lighting push button input	Number of HVAC channels	HVAC switch input	Protection type	Dimensions (mm)	Core portfolio	New
Presence detectors / ceiling mounting														
KNX														
PD-FLAT 360i/8 LARGE ROUND WHITE FM KNX (white, similar to RAL 9010)	EP10423239	360°	Ø 8 m	RM	2	Switching/regulate	•	1	1	•	IP20	Ø 104, H 76	•	
PD-FLAT 360i/8 LARGE ROUND WHITE KNX (white, similar to RAL 9010)	EP10428685	360°	Ø 8 m	FM	2	Switching/regulate	•	2	1	•	IP20	Ø 104, H 30	•	
PD-FLAT 360i/8 ROUND WHITE FM KNX (white, similar to RAL 9010)	EP10423222	360°	Ø 8 m	RM	2	Switching/regulate	•	1	1	•	IP20	Ø 94, H 76	•	
PD-FLAT 360i/8 ROUND WHITE KNX (white, similar to RAL 9010)	EP10451706	360°	Ø 8 m	FM	2	Switching/regulate	•	2	1	•	IP20	Ø 94, H 30	•	
PD-FLAT 360i/8 SQUARE WHITE KNX (white, similar to RAL 9010)	EP10451713	360°	Ø 8 m	FM	2	Switching/regulate	•	2	1	•	IP20	L 77, W 77, H 30	•	
PD-FLAT 360i/8 ROUND BLACK KNX (black, similar to RAL 9004)	EP10451768	360°	Ø 8 m	FM	2	Switching/regulate	•	2	1	•	IP20	Ø 94, H 30	•	
PD-FLAT 360i/8 SQUARE BLACK KNX (black, similar to RAL 9004)	EP10451775	360°	Ø 8 m	FM	2	Switching/regulate	•	2	1	•	IP20	L 77, W 77, H 30	•	

POWER IN PERFECT HARMONY

The aesthetics and intelligent controller of the FLAT detectors ensure that the room is well lit and enable them to harmonise perfectly with a variety of luminaire designs. For example, combine them with downlights from the ELSA-2 series – or elegantly integrate them into accessory modules for LENJA pendant lights!



LENJA PDL 100 END CAP WITH PD-FLAT BMS DALI-2
 LENJA PDL 600 MODULE WITH PD-FLAT BMS DALI-2
 LENJA PDL 1200 DDP OP 7300 8TW IP40 DALI-2 DT8

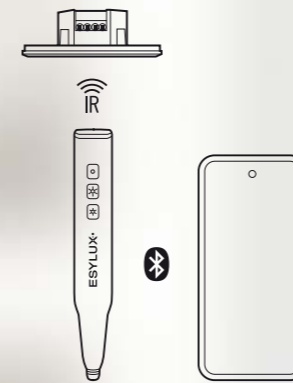


PD-FLAT 360i/8 ROUND WHITE with
 ELSA-2 DL 165 OP 110° 900 840 WH

ALWAYS READY WITH THE RIGHT TOOL

The 230 V and DALI designs in the FLAT series can be used immediately without making any changes to the factory settings. However, anyone wishing to adjust the parameters or customise the intelligent device functions for their own use can do so with ease using the ESY-Pen and ESY-App. The ESY-App is available free of charge and the ESY-Pen acts as a bridge, transmitting the commands from the mobile end devices to the infrared sensor technology. And with the KNX variants, the user can easily override the system during operation!

From presence detectors to exterior lights with motion detector or light systems with ESYLUX Light Control, the ESY-Pen and the ESY-App ensure you always have the right tools for all remotely controlled ESYLUX solutions.



Configuring the FLAT series
 Simple configuration using the ESY-App.
 The ESY-Pen creates a bridge for transfer.



Use the ESY-Pen and ESY-App for easy parametrisation, remote control, light measurement and mobile project management of all remotely controlled ESYLUX automation and lighting solutions!










ESY-Pen
 Item no. EP10425356

Discover more at
www.esylux.com/esy-pen

ESY-App
 Download for free



ONE MANUFACTURER
ALL APPLICATIONS

Room	Installation type	Product name	Item no.	Product name	Item no.	Product name	Item no.
CORRIDORS							
	Recessed mounting	PD-C 360i/32 Corridor or MD-C 360i/32 Corridor	EP10428180			PD-C 360i/32 KNX	EP10427794
	Surface mounting	PD-C 360i/32 Corridor or MD-C 360i/32 Corridor with COMPACT MOUNTING BOX IP20 SM WH	EP10428180 EP10425370			PD-C 360i/32 KNX with COMPACT MOUNTING BOX IP20 SM WH	EP10427794 EP10425370
	Wall recessed mounting	MD 180i/16 BASIC	EB10430459			PD-C 180i KNX	EP10426445
	Recessed mounting	BASIC EXPRESS PD 360° 08 IR 1C FM IP23 WH or BASIC EXPRESS MD 360° 08 IR 1C FM IP23 WH	EB10431784 EB10431777	PD-FLAT 360i/8 RW DALI or PD-FLAT 360i/8 RW DALI SET	EP10427541 EP10428708		
	STAIRCASES						
	Recessed mounting	MD-C 360i/8 ¹⁾²⁾³⁾ or BASIC EXPRESS MD 360° 08 IR 1C FM IP23 WH	EP10055393 EB10431777				
	Surface mounting	MD-C 360i/8 ¹⁾²⁾³⁾ with COMPACT MOUNTING BOX IP54 SM WH	EP10055393 EP10425905				
	Wall recessed mounting	MD 180i/16 BASIC	EB10430459			PD-C 180i KNX	EP10426445
SIDE ROOMS							
	Surface mounting	MD 360i/8 BASIC or MD 360i/24 BASIC ³⁾	EB10430428 EB10430862				
	Recessed mounting	BASIC EXPRESS MD 360° 08 IR 1C FM IP23 WH	EB10431777				
	Surface mounting	MD 360i/8 BASIC SMB or MD 360i/24 BASIC SMB	EB10430466 EB10430909				
	Wall recessed mounting	MD 180i/16 BASIC	EB10430459				
WAREHOUSE							
	Recessed mounting	PD-C 360i/32 Warehouse DIM plus	EP10425783				
	Surface mounting	PD-C 360i/32 Warehouse slave with COMPACT MOUNTING BOX IP54 SM WH	EP10425790 EP10425905				
SANITARY FACILITIES							
	Recessed mounting	PD-C 360i/8 MIC or BASIC EXPRESS MD 360° 08 IR 1C FM IP23 WH	EP10425882 EB10431777			PD-C 360i/8 KNX UP ¹⁾	EP10427404
	Surface mounting	MD 360i/8 BASIC IP54	EB10431319			PD-C 360i/8 KNX UP ¹⁾ with COMPACT MOUNTING BOX IP54 SM WH	EP10427404 EP10425905
	Wall recessed mounting	MD 180i/16 BASIC or MD 180i/R	EB10430459 EM10055010			PD-C 180i KNX	EP10426445
	flush ceiling installation miniaturized			PD-C 360i/8 mini DALI	EP10427510		
CANTEENS							
	Recessed mounting			PD-C 360i/24 DUO DALI	EP10427459	PD-C 360i/24 KNX UP ¹⁾	EP10427428
	Surface mounting			PD-C 360i/24 DUO DALI with COMPACT MOUNTING BOX IP20 SM WH	EP10427459 EP10425370	PD-C 360i/24 KNX UP ¹⁾ with COMPACT MOUNTING BOX IP20 SM WH	EP10427428 EP10425370
OUTDOOR AREAS RANGE MAX. Ø 40 M							
	Wall- or ceiling mounting with pivot socket	RC 230i white	EM10015311			RC 230 KNX white	EM10015472
	Wall- or ceiling mounting with flexible sensor head	DEFENSOR MD 230° 40 IR 1C IP55 WH	EM10025372				
HOUSE ENTRANCE RANGE MAX. Ø 20 M							
	Wall mounting	DEFENSOR MD 200° 24 IR 1C IP55 WH	EM10025358				
	Wall mounting (with corner socket at the corner of the house)	MD 200 white with MD EDGE MOUNTING WH	EM10025310 EM10025518				
	Wall mounting	MD-W 200i white	EM10041006				

Room	Installation type	Product name	Item no.	Product name	Item no.	Product name	Item no.
SINGLE OFFICE STANDARD							
	Recessed mounting			PD-C 360i/8 DUO DALI	EP10427442	PD-C 360i/8 KNX UP ¹⁾	EP10427404
	Surface mounting			PD-C 360i/8 DUO DALI with COMPACT MOUNTING BOX IP20 SM WH	EP10427442 EP10425370	PD-C 360i/8 KNX UP ¹⁾ with COMPACT MOUNTING BOX IP20 SM WH	EP10427404 EP10425370
	Recessed mounting			PD-FLAT 360i/8 RW DALI*	EP10427541	PD-FLAT 360i/8 RW KNX	EP10451706
GROUP AND LARGE SPACE OFFICES							
	Recessed mounting	PD-C 360i/24 ¹⁾²⁾³⁾	EP10428067	PD-C 360i/24 DUO DALI	EP10427459	PD-C 360i/24 KNX UP ¹⁾	EP10427428
	Surface mounting	PD-C 360i/24 ¹⁾²⁾³⁾ with COMPACT MOUNTING BOX IP20 SM WH	EP10428067 EP10425370	PD-C 360i/24 DUO DALI with COMPACT MOUNTING BOX IP20 SM WH	EP10427459 EP10425370	PD-C 360i/24 KNX UP ¹⁾ with COMPACT MOUNTING BOX IP20 SM WH	EP10427428 EP10425370
REVERSIBLE OFFICE							
	Recessed mounting with Multisensorik					PD-ATMO 360i/8 O AUX 30 V KNX	EP10427664
	Recessed mounting			PD-FLAT 360i/8 RW DALI*	EP10427541	PD-FLAT 360i/8 RD WH KNX	EP10451706
	Recessed mounting			PD-FLAT 360i/8 RW BMS DALI-2	EP10423031	PD-FLAT 360i/8 RW KNX	EP10451706
	Recessed mounting			PD-C 360bt/8 APC10 PS plus DALI-2 ¹⁾²⁾	EP10428142		
Recessed mounting			PD-C 360bt/8 APC20 PS plus DALI-2 ¹⁾²⁾	EP10428272			
CLASSROOMS							
	Recessed mounting with Multisensorik					PD-ATMO 360i/8 O AUX 30 V KNX	EP10427664
	Recessed mounting			PD-C 360i/24 DUO DALI	EP10427459	PD-C 360i/24 KNX UP ¹⁾	EP10427428
	Recessed mounting			PD-C 360bt/24 APC30 HCL PS plus DALI-2 ¹⁾²⁾	EP10428302		
	Surface mounting			PD-C 360i/24 DUO DALI with COMPACT MOUNTING BOX IP20 SM WH	EP10427459 EP10425370	PD-C 360i/24 KNX UP ¹⁾ with COMPACT MOUNTING BOX IP20 SM WH	EP10427428 EP10425370
PATIENT ROOMS							
	Recessed mounting	PD-C 360i/8 ¹⁾²⁾³⁾	EP10425059	PD-C 360i/8 DUO DALI	EP10427442	PD-C 360i/8 KNX UP ¹⁾	EP10427404
	Surface mounting	PD-C 360i/8 ¹⁾²⁾³⁾ with COMPACT MOUNTING BOX IP54 SM WH	EP10425059 EP10425905	PD-C 360i/8 DUO DALI with COMPACT MOUNTING BOX IP54 SM WH	EP10427442 EP10425905	PD-C 360i/8 KNX UP ¹⁾ with COMPACT MOUNTING BOX IP54 SM WH	EP10427404 EP10425905
	Flush ceiling installation	PD-CE 360i/8	EP10510700				
ENTRANCE AREAS							
	Recessed mounting			PD-FLAT 360i/8 RW	EP10427930	PD-FLAT 360i/8 RW DALI*	EP10427541
	Flush ceiling installation miniaturized			PD-C 360i/8 mini	EP10426025	PD-FLAT 360i/8 mini DALI* or PD-FLAT 360i/6 mini DALI*	EP10427510 EP10427503
	Surface mounting			MD 360i/8 BASIC IP54	EB10431319	PD-C 360i/8 mini KNX	EP10426155

When selecting products, please always observe the locally applicable standards and regulations with regard to the minimum requirements.
* These detectors require a DALI power supply (EC10430008) to be ordered separately.

Top seller

WH = white BR = brown RD = round
BK = black SST = stainless steel effect SQ = square
AN = anthracite bt = Bluetooth

- 1) also available in black
- 2) also available with WAGO WINSTA connection
- 3) also available for recessed mounting

www.esylux.com

Photo credits:

Fotolia: 28963452, 7747773, 71267036 | iStock: 000023437591, 108195326, 636344050, 495482808, 588391268, 475923646, 488715632 | ThinkstockPhotos: 862725544 | shutterstock: 147183467, 361226012 | GettyImages: 472098295, 498111465, 482148863, 531241912, 637249110, 669105200, 518345403, 98844724, 153362937, 473513974, 475980520, 495604235, 505271706

WAGO® and WINSTA® are registered trademarks of WAGO Verwaltungsgesellschaft mbH.

GST® is a registered trademark of Wieland Electric GmbH.

The Bluetooth® word mark and logos are registered trademarks owned by Bluetooth SIG, Inc.

For delivery times and further information on our products, please refer to our website.

© Copyright 2026

ZPEX 933370 • 03/26

